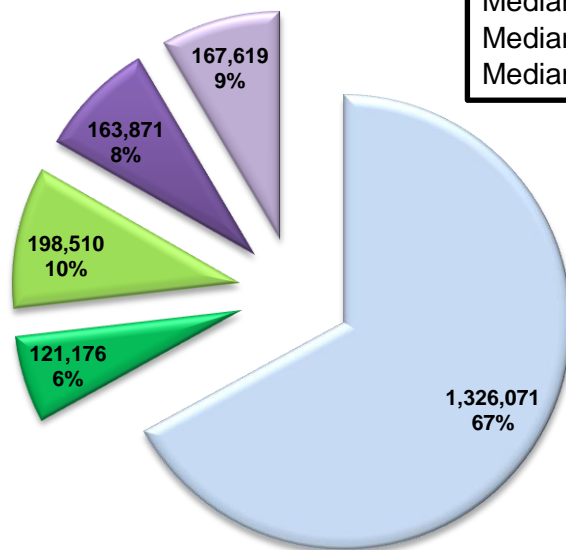


Housing Affordability Challenges in Colorado

- In Colorado, 285,047 households, or 14% of households, spend at least half of their income on housing costs. Nationwide, 16% of all households are severely cost burdened.
- Renters are more likely to be severely housing cost burdened than owners, with 23% of renters spending at least half their income on housing.
- Median household income in Colorado is \$56,572, compared to the median U.S. household income of \$51,015.
- Among low- and moderate-income working households, 20% of households spend at least half of their income on housing costs.

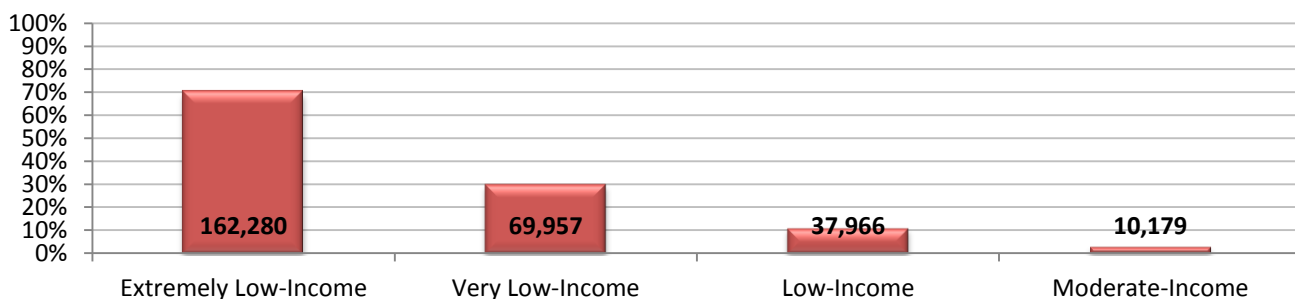
Households with a Severe Housing Cost Burden

- Households spending less than half their income on housing
- Owner households spending at least half their income on housing
- Owner households spending between 30% & 50% of their income on housing
- Renter households spending at least half their income on housing
- Renter households spending between 30% & 50% of their income on housing



Colorado Households: 2012
 Total households 1,996,089
 Renters make up 36% of households
 Owners make up 64% of households
 Median household income is \$56,572
 Median monthly owner housing cost is \$909
 Median monthly renter housing cost is \$1,278

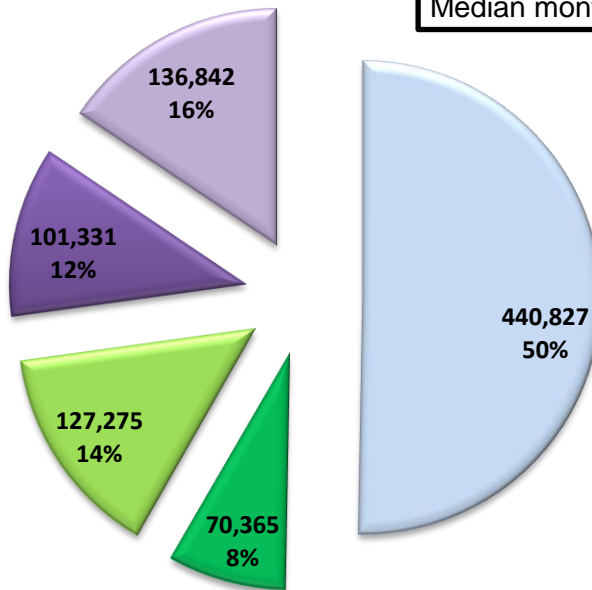
Percentage of Households with a Severe Housing Cost Burden by Income



Low- and Moderate-Income Working Households in Colorado Face Affordability Challenges

Working Households with a Severe Housing Cost Burden

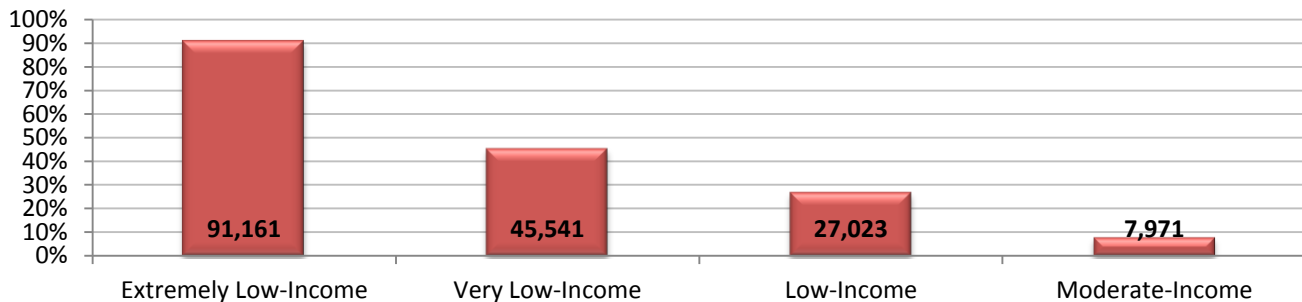
- Households spending less than half their income on housing
- Owner households spending at least half their income on housing
- Owner households spending between 30% & 50% of their income on housing
- Renter households spending at least half their income on housing
- Renter households spending between 30% & 50% of their income on housing



Colorado Working Households: 2012

Total households 876,640
 Renters make up 52% of households
 Owners make up 48% of households
 Median household income is \$40,408
 Median monthly owner housing cost is \$1,183
 Median monthly renter housing cost is \$894

Percentage of Working Households with a Severe Housing Cost Burden



Definitions

Severely Housing Cost Burdened: Households who spend at least half of their income on housing costs.

Extremely Low-Income: Households who earn 30 percent or less than the median income for households in their area (AMI).

Very Low-Income: Households who earn between 31 and 50 percent of AMI.

Low-Income: Households who earn between 51 and 80 percent of AMI.

Moderate-Income: Households who earn between 81 and 120 percent of AMI.

Working: Households whose members work a total of at least 20 hours a week on average.

Data Notes

Data are from Center for Housing Policy tabulations of the U.S. Census Bureau's American Community Survey 2012 Public-Use Microdata Sample (PUMS) files. More detailed information is available in *Housing Landscape 2014* at www.nhc.org.

For questions or comments, please contact the National Housing Conference at chp-feedback@nhc.org or (202) 466-2121.